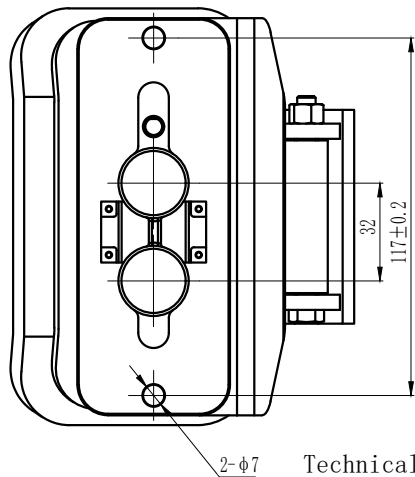
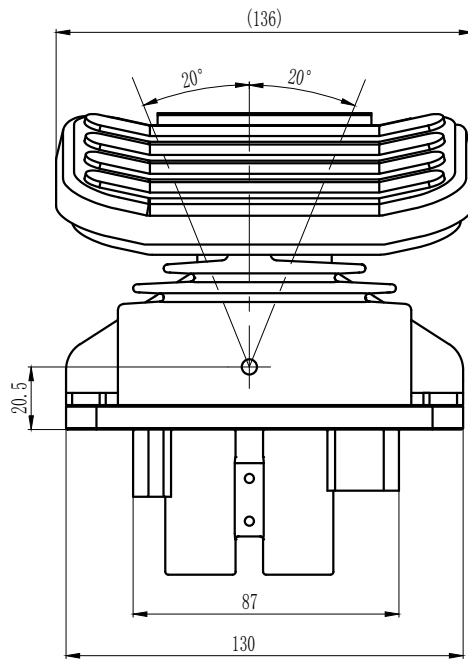
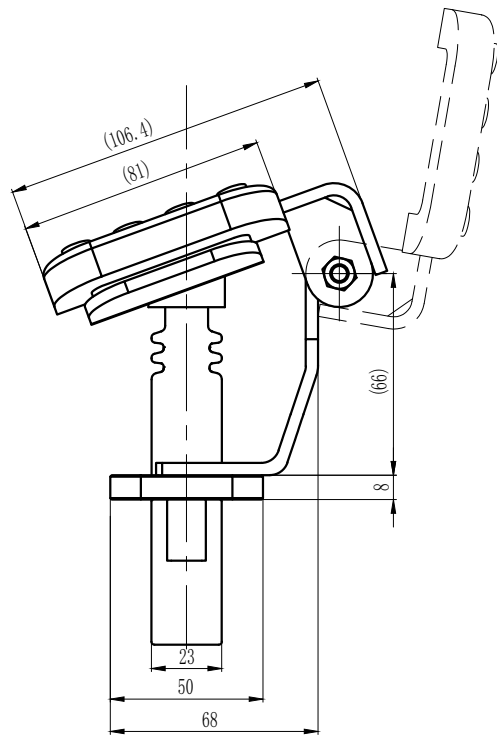
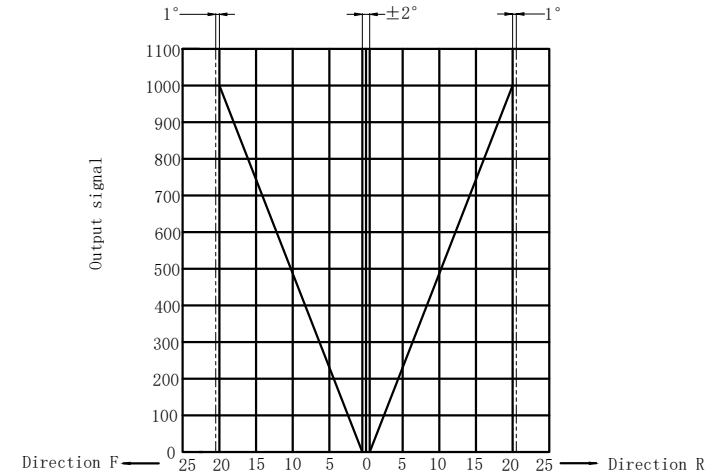
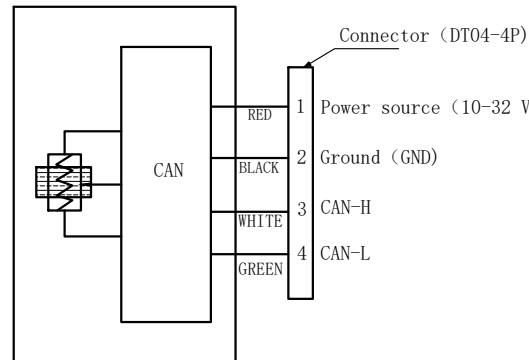


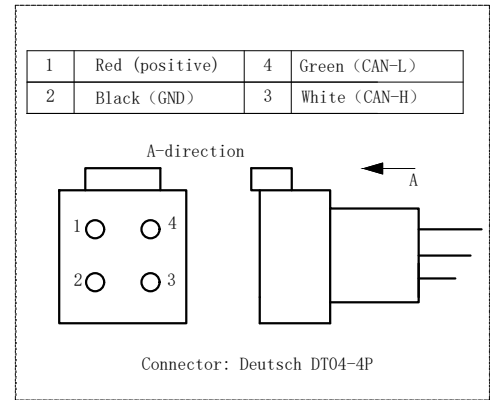
800008018



Electrical wiring diagram



Connection mode



Specification:

- 1. Power supply rules: Power supply voltage: 10-32 VDC; Current consumption: below 100mA; Impulse current: less than 10A
- 2, signal output: Source address: 249; Communication protocol: CAN(SAE J1939)BJM2
- Communication rate: 250kbps; Sampling period: 10ms; Hysteresis: ±1.6% or less; 3, the mechanical median: ±2°; 4, the use of temperature range: -40~75°C; 5. Protective cover and pedal: black

Technical requirements:

1. The connection part is locked according to the specified torque;
2. The threaded connection part and hand of the top cover and universal joint. The handle rod and the joint are coated with thread fastening glue;
3. Universal-joint pin, Butther the contact between the top cover and the ejector rod.

				FJ50-1Y-W1-J249-D			<p>Ningbo Flag-up Hydraulic</p>										
								all electric crushing pedal valve									
mark	number	changed	file number	signature	date	designer	inspector	craft	standard	date	2023/8/15	version	I	visual	angle	1:2	810800008
												pattern mark	weight	proportion			

借通用件登记

描图

校描

旧底图总号

签字

日期