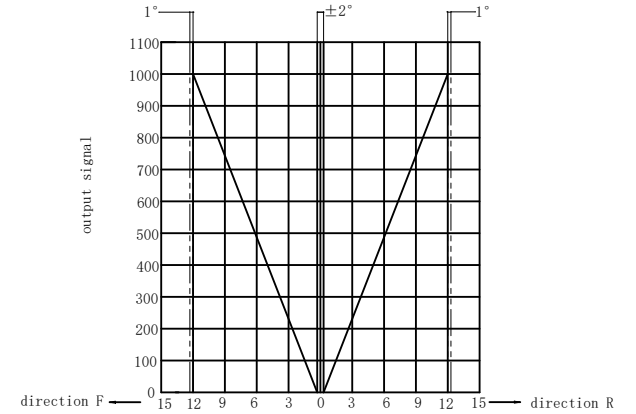
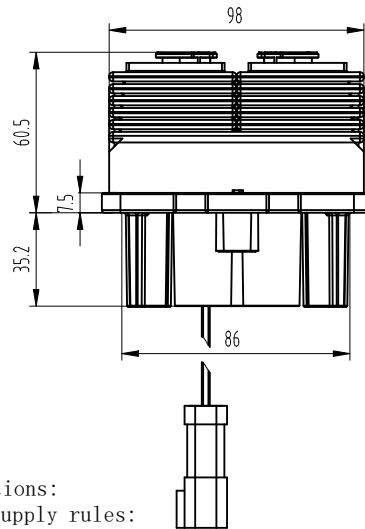
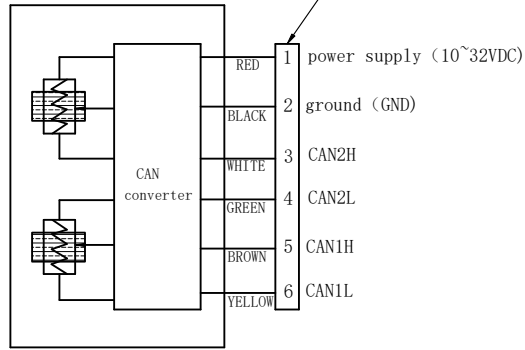
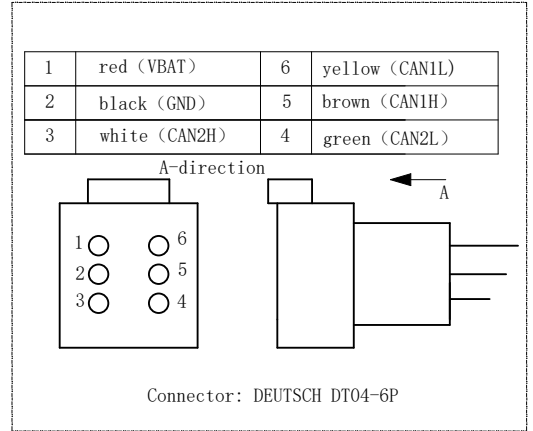


Mounting torque 30±2NM

Electrical wiring diagram



Wiring



Specifications:

- Power supply rules:
Power supply voltage: 10~32 VDC
Current consumption: 100mA or less
Inrush current: below 10A
- Signal output:
Communication protocol: CAN(SAE J1939)BJM3
Source address: 249
Communication rate: 250kbps
Sampling period: 10ms
Hysteresis: ±1.6% or less
- Operating temperature range: -40~75°C
- Mechanical median: below 0.5°

skills requirement:

- The connecting part is locked according to the specified torque;
- The threaded connection part between the top cover and the universal joint and the hand
Apply thread fastening glue to the handle and connector;
- During the assembly process, the universal joint pin
Apply butter to the contact area between the top cover and the ejector pin.

mark	number	changed	file	signature	date
designer		approver			
inspector					
craft					
standard		date			

FJ20-2Y-S-J249-D



All-electric pedals

借通用件登记

插图

校核

旧版图总号

签字

日期